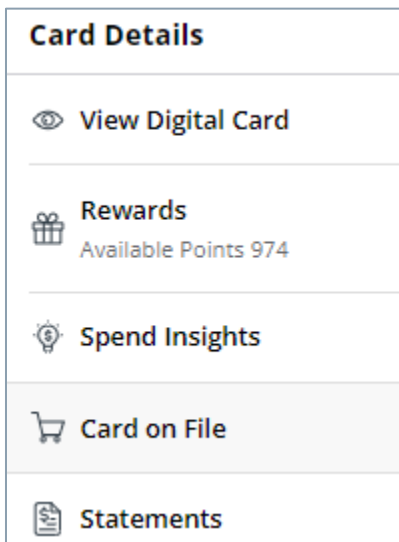


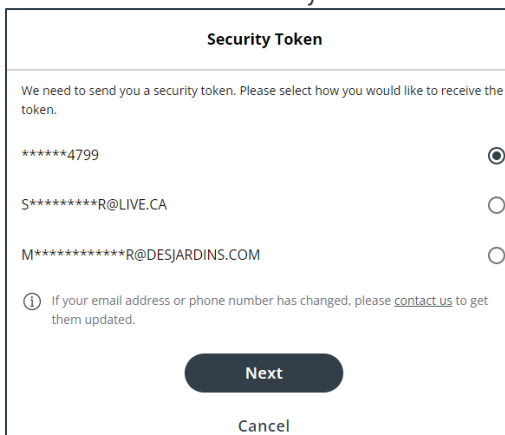
View Digital Card

The **View Digital Card** feature allows you to view your full card number, expiry date, and CVV/SEC number for 140 seconds, providing the convenience of having all your card details needed to make online purchases without having your card in hand.

1. Log in to **CardWise Mobile** or **CardWise Online**
2. Select **View Digital Card** under **Card Details**.



3. Select how to receive your one-time security token and click **Next**.

A screenshot of a "Security Token" selection screen. The text reads: "We need to send you a security token. Please select how you would like to receive the token." There are three radio button options: "*****4799" (selected), "S*****R@LIVE.CA", and "M*****R@DESJARDINS.COM". Below the options is a note: "If your email address or phone number has changed, please [contact us](#) to get them updated." At the bottom are "Next" and "Cancel" buttons.

4. Enter the security token received via text or email.

Tip! Check email junk folders for the security token email. Mark the email as '*Not Junk*' to ensure it reaches your main inbox.

Security Token

Help us protect your account by confirming your identity.

A temporary Security Token has been sent to *****1070. Once you receive the token, enter it below.

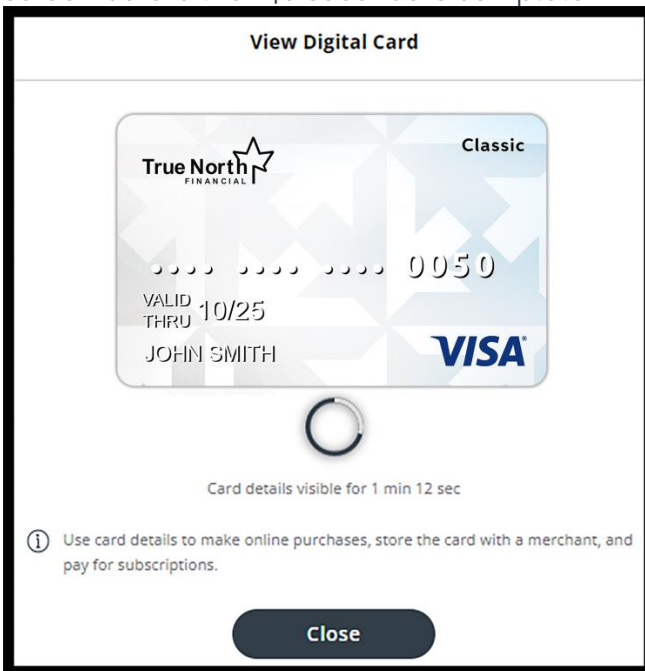
Security Token * SHOW

[Having Trouble?](#)

Next

Cancel

5. You can now view your **Digital Card** for 140 seconds. Click Close to close the screen before the 140 seconds is complete.



The CardWise platform supports both Mastercard® and Visa credit cards issued by Collabria Financial Services. The above instructions apply to both networks.

The Collabria Card is issued by Collabria Financial Services Inc. pursuant to a license. *All other trademarks are the Property of their respective owner(s).